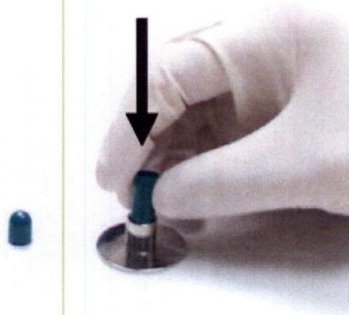


# Filling Capsules with a Filling Funnel


## The Quickest and Easiest Capsule Filling Method For Small Studies




- Ideal for small studies requiring few capsules to be filled.
- Stainless Steel construction maintains high GMP and easy cleanup.
- Fast & Accurate way to fill capsules.
- Lightweight for use on analytical balances
- Available in Size 000-5 including el sizes; for rodents Size M, 9, 9el, and for veterinary use Size 11 & 12/13.



**1.** Separate a single capsule. Place the capsule body in the holder. (Longer, narrower part)




**2.** Place the funnel over the capsule body in the holder.



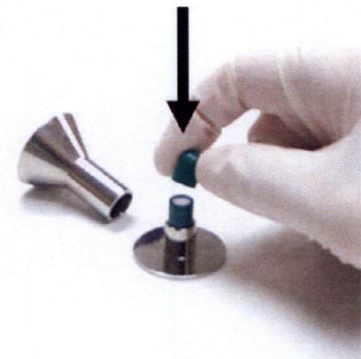
**3.** Dose a pre-measured amount of powder into the capsule through the funnel, **or** put the assembly on a precision balance, tare it, and dose the powder into the capsule through the funnel.



**4.** When the required quantity of powder has been put into the funnel, use the tamper to compress filling material into capsule body.



**5.** Slowly remove the funnel.



**6.** Place the capsule's cap onto the body of the capsule, pressing firmly to lock. Remove the filled capsule from the base.