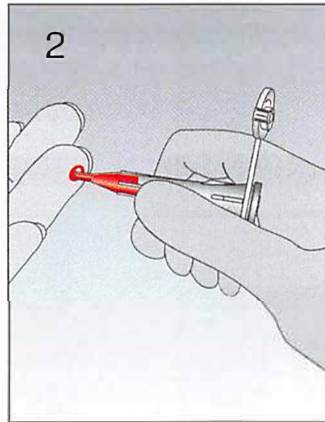

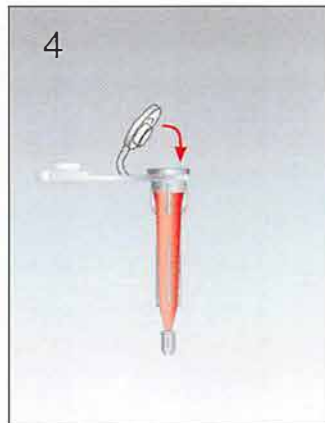
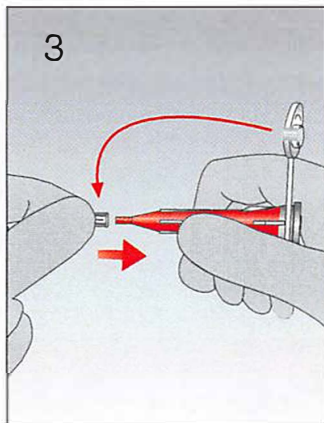


Microvette® CB 300



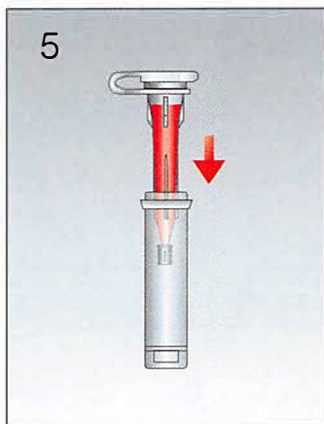
1) Remove the conically shaped inner tube of the Microvette® from the carrier tube.

2) Hold the Microvette® in a horizontal or slightly inclined position and collect the blood sample with the capillary tip.



3) When filled, detach the small stopper attached to the cap and push the stopper firmly onto the tip of the tube.

4) Replace the cap to close the tube.



5) Place the collection tube into the carrier tube.

6) Mix the sample thoroughly by gently inverting the Microvette®.

All patient blood specimens should be treated with standard precautions. Always wear gloves!

Technical modifications reserved