




Grace Surgery Board Heating Plate Instructions





1. Remove Standard Plate




2. Remove Red plug
 (save red plug for future use)



3. Insert power cord from heating plate



4. Gently guide cord thru hole and place heating plate in recess



5. Connect heating plate to power supply



Single Temp Power Supply

~31°C, Cat#: **GPP1**

~36°C, Cat#: **GPP2**

~41°C, Cat#: **GPP3**

NOTE: Above temperatures are approximate and will be influenced by YOUR ROOM CONDITIONS.

Variable Temp Controller - Ca#: **GVT2**



Use key
 To
 Adjust Voltage



Voltage vs Temp

5V = ~31°C • 6V = ~35°C • 7.5V = ~45°C


Adjust thermal plate temperature using the voltage adjustment dial.

The higher the voltage the warmer the thermal plate.


CAUTION : The plate can become "hot" using voltages above 7.5 v.

Disconnecting DC Thermal Plate from Power Supply

Do NOT pull on cables to disconnect.



Hold plastic connector and gently pull to disconnect.



CAUTION

- * Establish heating plate temperature for power supply prior to placing animal on heating plate.

IMPORTANT NOTE:


Room conditions will effect heating plate temp.

- * Heating plate temp must be continuously monitored.
- * Animal body temp must be continuously monitored.
- * **DO NOT** leave animal unattended on heating plate.

Your Distributor is:
 Braintree Scientific, Inc.
 PO Box 850498, Braintree, MA 02185
 781-917-9526
 Email: Info@braintreesci.com
 Web: www.braintreesci.com

Thermal Plate Heating Options

Electric Powered Thermal Plate, Variable Temp Controller, Single Temp Power Supply, Heating Gel Pad



DC Powered Thermal Plate

Cat#: **GETP**
Use with Cat#: GVT2,
GPP1, GPP2, GPP3



Variable Temp Controller
~31°C, ~35°C~45°C.

Cat#: **GVT2**
Use with Cat#: GETP

NOTE: Final plate temp is dependent on room temp.



Single Temp Power Supply
Provides a single constant plate temp.

~31°C, Cat#: **GPP1**
~36°C, Cat#: **GPP2**
~41°C, Cat#: **GPP3**


Use with Cat#: GETP

NOTE: Final plate temp is dependent on room temp.



Space Gel Heating Pad
33-34°C

Cat#: **GGP1**
Can be reactivated. Use with standard plate.




Hypothermic Cooling Plate

Use with ice, 3-4°C

Cat#: **GBHP**

Thermal Drape
foil lined surgical drape
maintain proper body temp
2/pkg (12"x16")
Cat#: **GBTD**




Accessories for Magnetic Base System

LED Light, Magnifier, Drape Holders, Limb Restraints



Large Magnetic Drape Holders, Set of 4

Cat#: **GDHL**



Small Magnetic Drape Holders, Set of 4

Cat#: **GDHS**



Magnetic Ultra Bright LED Light

Universal input power supply
(100 - 240 VAC, 50-60 Hz)

Cat#: **GLED**

Magnetic Magnifier,
(main lens: 2.3X, inset lens: 4.0X).


Cat#: **GMAG**



Elastic Hold Downs

Set of 6 orange with loop hole, 9"L x 3/4" W
Set of 4 white straps, 17"L x 1 "W

Cat#: **GEHD**



Magnetic Limb Restraints

Set of 4

Cat#: **GLR1**



BRAINTREE
SCIENTIFIC, INC.
LAB RESEARCH PRODUCTS