

Prism Mini Microcentrifuge



simply reliable

Your Distributor is:
Braintree Scientific, Inc.
PO Box 850498, Braintree, MA 02185
781-917-9526
Email: Info@braintreesci.com
Web: www.braintreesci.com



Prism Mini

Labnet's Prism Mini enhances the centrifuge product line by offering updated features and benefits to our successful Spectrafuge Mini. Reliable and easy-to-use, the Prism Mini is compact and economical, allowing each workstation to be equipped with a "personal" centrifuge. Ideal for quick spins, it can be used for a wide range of molecular biology separations. The centrifuge was designed to be extremely compact with an exceptionally small footprint. Included are 2 quick release interchangeable rotors, which spin up to 6000 RPM's. The electronic brake and self opening lid allow for quick deceleration to reduce handling time. A maintenance-free drive system and unique design allow for quiet operation and excellent air-flow, to protect temperature-sensitive samples. This centrifuge is also cold room compatible.

- New rotor designs for increased sample capacity
- Self opening lid enables single-handed operation
- Quick release rotor hub allows for easy rotor exchange
- Built-in braking system for rapid sample processing

Same dependability with increased performance...

The Prism Mini provides upgrades and enhanced features to Labnet's successful Spectrafuge Mini. Please see below for instrument comparison.

	SPECTRAFUGE MINI	PRISM MINI
		
Max. RPM	6000	6000
Max. RCF	2000 x g	2000 x g
Capacity (tubes)	6 x 1.5/2.0ml	8 x 1.5/2.0ml
Capacity (strips)	2 x 0.2ml strips	4 x 0.2ml strips
Deceleration	4.5 seconds	2 seconds
Auto Open Lid	✗	✓
Electronic Brake System	✗	✓
Wrench free rotor exchange	✗	✓

 **BRAINTREE**
SCIENTIFIC, INC.
LAB RESEARCH PRODUCTS



**Small footprint saves
valuable bench space.**

Your Distributor is:
Braintree Scientific, Inc.
PO Box 850498, Braintree, MA 02185
781-917-9526
Email: Info@braintreesci.com
Web: www.braintreesci.com



FEATURES AND BENEFITS

Self opening lid:

Considerable thought went into engineering the Prism Mini with the lab technician in mind. The transparent blue lid allows for a clear view of samples in the rotor. Start and Stop of the centrifuge can either be controlled by the On/Off switch or by activating the self-opening lid. By depressing the lid button, the lid automatically opens allowing full access to samples.




Quick release rotors:

The Prism Mini is supplied with two rotors. An 8 place tube rotor accommodates 1.5/2.0mL tubes and a 4 place strip rotor accommodates 4 x 0.2mL tube strips or 32 individual PCR tubes. The rotors both have a unique quick release hub design, which means no tools are required to exchange the rotors. Simply snap off and snap on to change between applications.




CE marked, the Prism Mini has been designed and tested to meet the highest laboratory equipment standards and regulations.



Rapid braking:

The brake system in the Prism Mini is controlled electronically. Once the lid opens, it signals the brake to activate so that the rotor will come to a quick and soft stop without disrupting the samples.

 **BRAINTREE**
SCIENTIFIC, INC.
LAB RESEARCH PRODUCTS

Prism Centrifuge Overview

PRISM MINI SPECIFICATIONS

Capacity:	8 place tube rotor & 4 place PCR Strip rotor
Maximum Speed:	6000 RPM
Maximum RCF:	2000 x G
Dimensions:	5.2 x 5.2 x 4.4 inch / 13.2 x 13.2 x 11.2 cm
Weight:	1.2lbs / .55 kg
Electrical:	120V or 230V, 50/60Hz



ORDERING INFORMATION

Catalog No.	Description
C1801	Prism Mini Centrifuge, 120V
C1801-230V-EU	Prism Mini Centrifuge, 230V, EU Plug
C1801-230V-UK	Prism Mini Centrifuge, 230V, UK Plug
C1205-8	Adapters for 0.5 mL tubes, pk 8
C1206-8	Adapters for 0.4 mL tubes, pk 8
C1222-8	Adapters for 0.2 mL tubes, pk 8

Related Products

PRISM SPECIFICATIONS

Capacity:	24 x 1.5/2.0ml
Max Speed:	15,000 RPM
Max RCF:	21,200 x G
Refrigerated:	No
Dimensions:	9.45 x 13.8 x 7.48 inches / 24 x 35 x 19 cm
Weight:	21 lbs / 9.6 Kg
Electrical:	120V or 230V, 50/60Hz



ORDERING INFORMATION

Catalog No.	Description
C2500	Prism ambient microcentrifuge with 24 place rotor, 120V
C2500-100V	Prism ambient microcentrifuge with 24 place rotor, 100V
C2500-230V	Prism ambient microcentrifuge with 24 place rotor, 230V
C2400-SS	Stripspin adapter for 0.2mL tubes and strips
C1205	Individual adapters for 0.5/0.6 mL tubes, pack of 6
C1206	Individual adapters for 0.4/0.25 mL tubes, pack of 6
C1222	Individual adapters for 0.2 mL tubes, pack of 6

PRISM R SPECIFICATIONS

Capacity:	24 x 1.5/2.0ml
Max Speed:	13,500 RPM
Max RCF:	17,135 x G
Refrigerated:	Yes
Dimensions:	10.9 x 17.75 x 9.75 inches / 27.7 x 45 x 24.75 cm
Weight:	44 lbs / 20 Kg
Electrical:	120V or 230V, 50/60Hz



ORDERING INFORMATION

Catalog No.	Description
C2500-R	Prism R refrigerated microcentrifuge with 24 place rotor, 120V
C2500-R-100V	Prism R refrigerated microcentrifuge with 24 place rotor, 100V
C2500-R-230V	Prism R refrigerated microcentrifuge with 24 place rotor, 230V
C2400-SS	Stripspin adapter for 0.2mL tubes and strips
C1205	Individual adapters for 0.5/0.6 mL tubes, pack of 6
C1206	Individual adapters for 0.4/0.25 mL tubes, pack of 6
C1222	Individual adapters for 0.2 mL tubes, pack of 6