


Your Distributor is:
Braintree Scientific, Inc.
PO Box 850498, Braintree, MA 02185
781-917-9526
Email: Info@braintreesci.com
Web: www.braintreesci.com

Rodent Equipment



Broome Style Restrainers

This is perhaps the most effective style available for three basic reasons;

1. Ease of use and access to the rodent
2. Prevention of the animal's ability to turn
3. Safety for the animal handler

Flat Bottom Restrainers

These convenient restrainers have been a research standard for over thirty years. The adjustable tail stock can be inserted into any one of four positions. Apertures in the top and bottom provide easy access for injections or sampling. The pocket and holes in the front make it easy to anesthetize or feed the animal.

Rodent Injection Cone

This device is relatively new on the research scene. It is extremely useful for large quantity sampling where high speed and efficiency are required. It is completely transparent, durable, and easy to clean, suction cup feet offer a secure work device.


Surgery Boards

Plas ■ Labs surgery boards are formed of one piece high-temp Noryl™ for durability and ease of cleaning. Five adjustable Nylon cords are included. (Refer also to Page 29)

550-Series Broome Styles

*“Slip into something
comfortable”*

Photo Key	Model Number	Item	Product Size	Animal Range
A.	508-MS	Surgery Board	4.5 x 11"	up to 9" long
B.	510-SS	Surgery Board	8.125 x 16"	up to 12" long
C.	541-RR	Flat Bottom Rodent Restrainer	1.5" diam. x 3.75"	15 to 30 g
D.	542-RR		2" diam. x 5"	30 to 125 g
E.	543-RR		2.5" diam. x 6"	125 to 250 g
F.	544-RR		3.25" diam. x 8"	250 to 500 g
G.	551-BSRR	Broome Style Rodent Restrainer	1" diam. x 3.75"	15 to 30 g
H.	552-BSRR		1.5" diam. x 5.5"	30 to 125 g
I.	553-BSRR		2" diam. x 8"	125 to 250 g
J.	554-BSRR		2.5" diam. x 8.5"	250 to 500 g
K.	555-BSRR		(obesity studies) NOT PICTURED	3.5" diam. x 9"
L.	561-RC	Injection Cone	5.75" long x 5" high x 4" opening	Mice 15 to 30 g Rats 500 to 600 g



Rodent Equipment

For additional surgery items, please refer to pages 13 - 15 of our Small Animal catalog.


All rodent restrainers are manufactured from clear materials to provide complete visual awareness of the state of your animal. We offer two styles of restrainers in four convenient sizes.

A special Broom Style unit for obesity studies is also offered.

Insertion Sequence

To place the animal in the Broome Style Restrainer, loosen and remove the nose piece and grasp the animal by the tail. Slide the animal's tail along the longer open groove until the animal is completely in the cylinder. Slide the nose piece into the short groove on the opposite side of the restrainer and place it up to the nose of the animal. Ensure a snug fit.

This restrainer is perfect for injections or blood sampling.



Insertion Sequence

Your Distributor is:
 Braintree Scientific, Inc.
 PO Box 850498, Braintree, MA 02185
 781-917-9526
 Email: Info@braintreesci.com
 Web: www.braintreesci.com