

*Disrupt, homogenize,  
dissociate or lyse cells,  
tissues and plant matter*

Your Distributor is:  
Braintree Scientific, Inc.  
PO Box 850498, Braintree, MA 02185  
781-917-9526  
Email: [Info@braintreesci.com](mailto:Info@braintreesci.com)  
Web: [www.braintreesci.com](http://www.braintreesci.com)

# Bullet Blender® Homogenizer

Aim for Higher Efficiency, Superior Results  
and Greater Value

## KEY BENEFITS

### ► HIGH YIELDS

Patented technology enables thorough, consistent homogenization while preventing samples from heating up significantly, thereby preserving sample quality.

### ► HIGH THROUGHPUT

Runs up to 24 samples in parallel, so your work is done in a faster, easier manner. No probes to clean between samples so there is no cross contamination.

### ► BEST VALUE

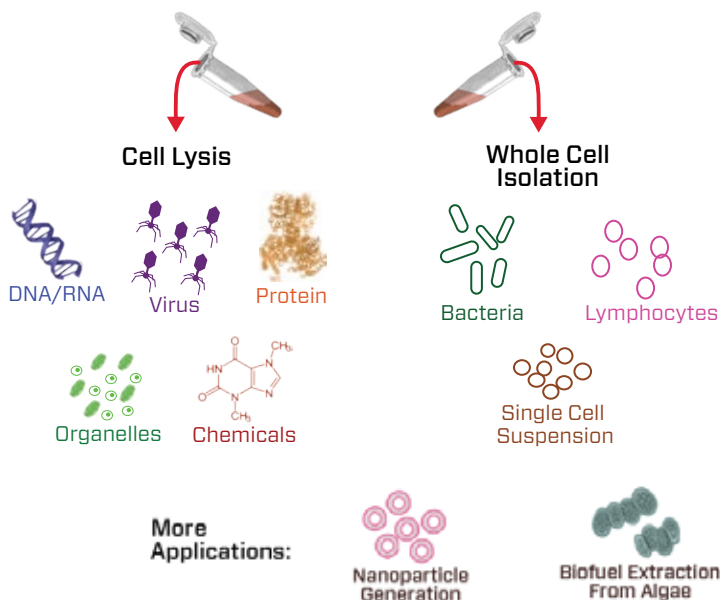
More affordable due to a simple, reliable design. Standard tube compatibility keeps operating costs low. Comes with a 30 day money-back guarantee and a 2 year warranty.

If you need to disrupt, homogenize, dissociate or lyse cells and tissue samples, arm your laboratory with the Bullet Blender Homogenizer. No other homogenizer comes close to delivering the Bullet Blender's winning combination of top quality performance, superior results and budget-friendly affordability.

## Use for a Wide Range of Applications

The Bullet Blender is ideal for extraction of proteins, nucleic acids, viruses, the isolation of small molecules, viable bacteria and more. Samples, along with buffer and beads, are vigorously agitated in individual sample tubes. By tuning the speed and selecting the appropriate material and size of the beads, many types of single cells and organelles can be isolated. Other special applications include lipid extraction from algae for biofuels, nanoparticle preparation for drug delivery and stem cell isolation from adipose.

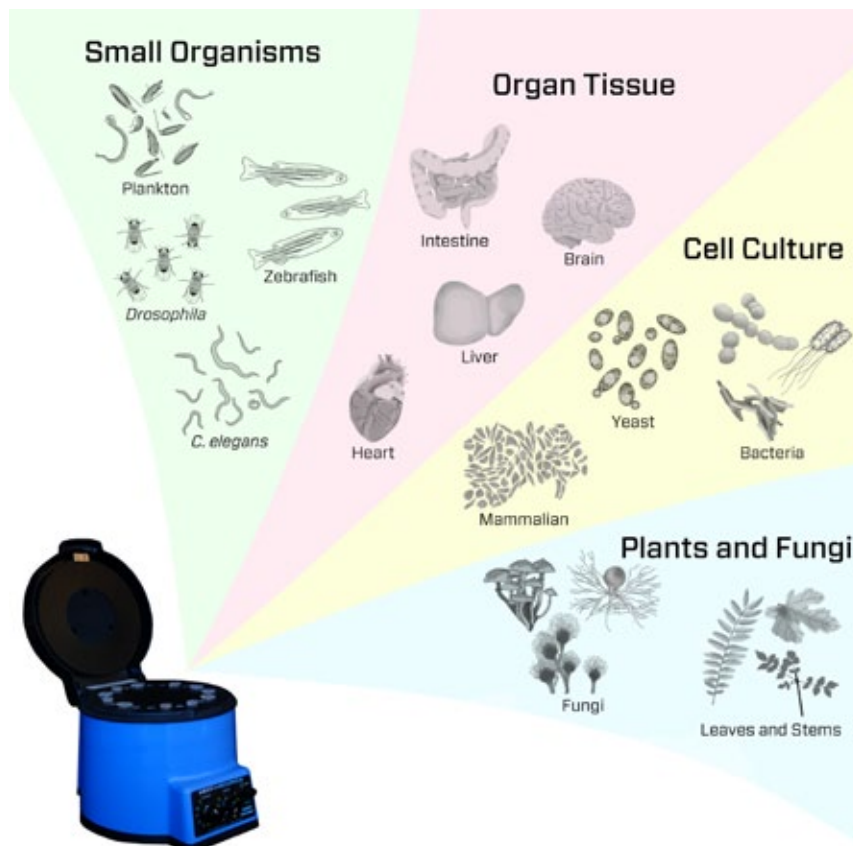
## Applications for the Bullet Blender



## TYPES OF SAMPLES

*A. thaliana*, Adipose (fat), Algae, Aorta, Bacteria, Beans, Bladder, Blood Vessel, Blueberry, Bone (small), Brain, *C. albicans*, Cartilage, Caterpillar, Cecum, Colon, Corn, Cranium, Crayfish, Crickets, Diaphragm, Duodenum, *E. coli*, Ear, Epithelium, Eye, Feces, Fish Organs, Flower Petals, Fruit Fly (*Drosophila*), Fungi, Gallbladder, Genital Warts, Ginger Rhizome, Heart, Honeybee, Hookworm, Horseradish Root, Hypothalamus, Intestinal Mucosa, Intestine, Jaw, Jejunum, Kidney, Leaves, Leek, Liver, Lung, Lymph Node, Malanga (Tuber), Mammalian Cell Culture, Marrow, Meconium, Microsporidia, Mosquito, Moss, Mouse Femur, and Tibia, Muscle, *N. benthamiana*, Nasal Tissue, Nematode (*B. xylophilus*), Nuts, Olfactory Mucosa, Oropharynx, Pancreas, Peritoneal Macrophages, Pharynx, Pine Needles, Pine Nut, Pituitary Gland, Placenta, Plankton, Polyps, Potato, Roundworm (*C. elegans*), *S. cerevisiae*, Salivary Gland, Shrimp, Skin, Soy Bean Plant, Spleen, Stem Cells, Stomach, Sugar Cane Pulp, Tail Snips, Teeth, Testes, Thalamus, Thymus Gland, Thyroid Gland, Ticks, Tobacco, Tongue, Trachea, Tumor, Umbilical Cord, Uterus, Wound Tissue, Yeast, Zebrafish (*D. rerio*), Zooplankton, and many more!

## Homogenize a Spectrum of Samples



### Range of Samples

The Bullet Blender can process a wide range of samples, including organ tissue, cell culture, plant tissue, and small organisms. You can homogenize samples as tough as mouse femur, tumor, skin, yeast, algae, and bacteria.

**“The Bullet Blender has made our lab much more efficient; we get consistent results in less time. We cannot imagine going back to hand vortexing for our whole blood extractions.”**

KIMBERY DUMONT, DARTMOUTH REFERENCE LABORATORY

Did you know? The Bullet Blender® is referenced in over 300 peer-reviewed publications



## FEATURES

- **CAPACITY:** Process up to 24 samples in 1.5 mL tubes, up to 12 samples in 5 mL tubes, or up to 8 samples in 50 mL tubes.
- **TUBES:** Uses commonly available tubes.
- **ENVIRONMENT:** Operational at constant 4°C to 50°C. Use in a refrigerator/cold room or an incubator if desired.
- **COOLING:** Available to keep samples near 4°C.
- **SPEED CONTROL:** Adjustable to handle everything from gentle vortexing to homogenization of bones.
- **SIZE:** Footprints as small as 9in. (22 cm) wide by 10 in. (25 cm) deep.
- **2 YEAR WARRANTY**
- **MADE IN THE USA**

## Keep Samples at 4°C - Prevent Degradation



The Bullet Blender Gold models combine 4°C Cooling™ using dry ice, noise insulation to keep homogenization quiet, and extra-powerful homogenization.

## Models available for a range of sample sizes and tubes.



**1.5 ML**

*Up to 0.3 g or mL*

**5ML**


*0.1 to 1.0 g or mL*

**50ML**

*0.1 to 3.5 g or mL*

### Easy Operation

Simply add samples, homogenization beads and buffer to tubes and place in the Bullet Blender. Select run time and speed, close the lid and press “start.” There are no clamp plates or locking rings to fiddle with. Vigorous agitation causes the sample homogenization and cell lysis. There is no washing of probes and practically no chance for cross-contamination.




### Wide Selection of Beads

- Beads available pre-loaded in tubes or in bulk. Custom pre-loaded tubes available—call us.
- Specialty beads for resilient samples.
- Certified RNase free option for most beads and kits.

### High-Efficiency Technology

Due to patented striking technology, which results in vigorous agitation and collisions between the samples and beads inside the tubes, you get superior results. Tubes are not confined. They oscillate rapidly in the air, thereby affording strong convective cooling and keeping sample heating to a minimum.



Your Distributor is:  
Braintree Scientific, Inc.  
PO Box 850498, Braintree, MA 02185  
781-917-9526  
Email: [Info@braintreesci.com](mailto:Info@braintreesci.com)  
Web: [www.braintreesci.com](http://www.braintreesci.com)